

greenform

greenform llc.
12900 prairie ave.
hawthorne, ca 90250

phone: 310.331.1665
fax: 310.331.1533
email: info@green-form.com
www.green-form.com

SELECT DESIRED SIZE
(LENGTH x WIDTH x HEIGHT / WEIGHT / VOLUME)

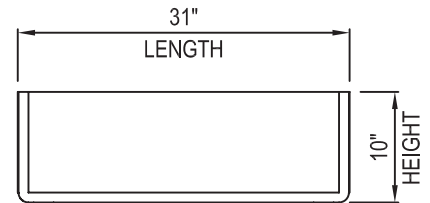
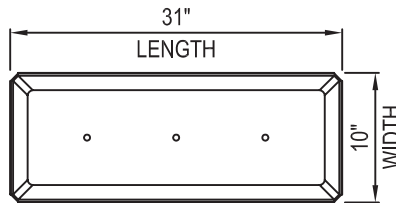
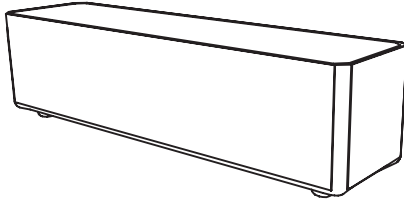
31" x 10" x 10" / 29 LBS. / 9 GAL.

39" x 10" x 10" / 33 LBS. / 10 GAL.

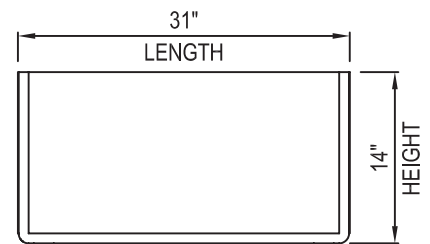
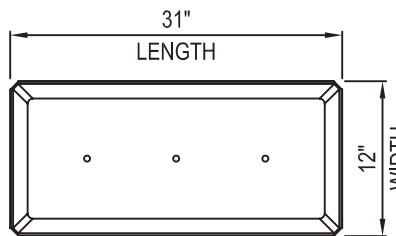
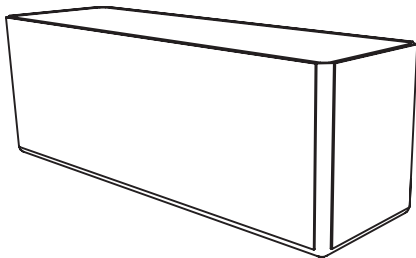
31" x 12" x 14" / 42 LBS. / 17 GAL.

39" x 12" x 14" / 52 LBS. / 22 GAL.

DELTA 25



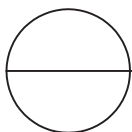
DELTA 35



ISOMETRIC VIEWS

PLAN VIEWS

SIDE VIEWS



RECTANGLE/SQUARE FORMS

DELTA RECTANGLE 25 PLANTER / 35 PLANTER